

MULTIFUNCTIONAL BEAUTY BED

Electric Height Adjustment | Multifunctional | High-quality | Multi-color



SIX INTIMATE DESIGNS

Beautiful appearance
powerful function collection




MULTI-ANGLE ADJUSTMENT

Electric/Pneumatic controlled
backrest and legrest angle



MULTIFUNCTIONAL (CHAIR AND TABLE)

Comfort Soft-touch neck pillow



FIREPROOF FOAM PADING

8.2cm thick multi-layered
fireproof foam system



EUROPEAN STANDARD PREMIUM PU LEATHER

5 years guaranteed water resistant
and oil resistant PU leather



LARGE LOADING CAPACITY

Working Weight: 440lbs/200kg



THICKENED BASE FRAME

Sturdy and stable

MULTI-FUNCTIONAL BEAUTY BED SUPPORT YOU, DEFINE YOU

Applied to a variety of places to meet the needs of different people

BEAUTY/MASSAGE/TATTOO/
ORTHOPEDIC/DENTAL




ORTHOPEDIC



BEAUTY



TATTOO



MASSAGE



DENTAL



SONORA-220 ELECTRIC BEAUTY BED

Quality Guarantee

New Technique/Rigorous/Reliable/Better

Detachable headrest and breath-hole filler

High quality PU leather
Luxious 3.3"/8.2cm
thick high density CA-117
fireproof foam pading



Two Independent Pneumatic
controled legrest angle adjustment

STURDY BASE STRONG BEARING CAPACITY WORK WEIGHT:440LBS/200KG

The bearing capacity of beauty bed is 200kg

Stable and sturdy



FUNCTION DISPLAY MULTI-ANGLE ADJUSTMENT

It can be adjusted according to your needs

61~90cm

Electric
height adjustment

0~75°


Backrest Angle

0~70°

Legrest Angle

0~12°

Table top
inclination angle



0~75°

Electric/
Pneumatic

Backrest angle adjustment



0~70°

Pneumatic controlled
legrest angle adjustment
(Sonora-210/220/260)

0~90°

Electric controlled
legrest angle adjustment
(Sonora-230/240)



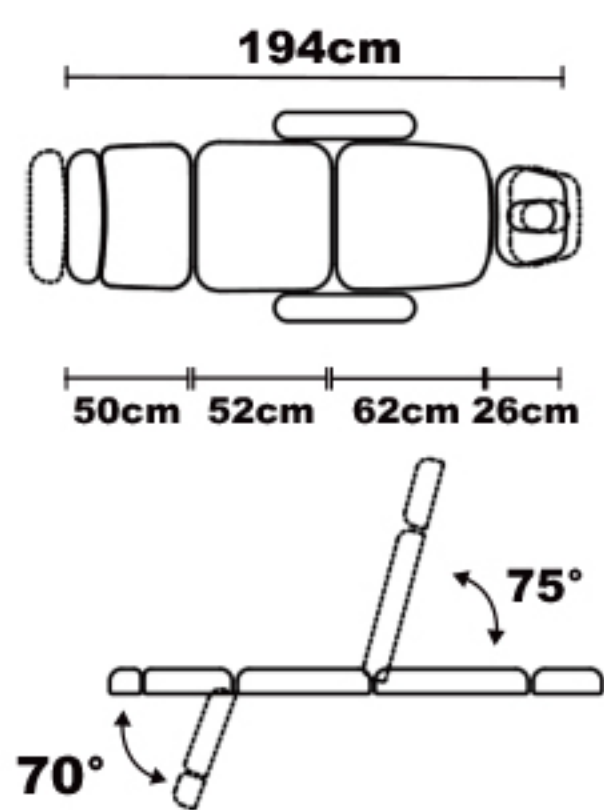
61~90cm

Electric height adjustment

PRODUCT PARAMETERS

Focus on details, win the future

Sonora- 210



Length: 76"/194cm; Width: 23"/58cm (32"/81cm including side armrest)

Electric height adjustment: 22"/56cm~35.5"/90cm

Pneumatic controlled backrest angle adjustment: 0°~75°

Pneumatic controlled legrest angle adjustment: 0°~70°

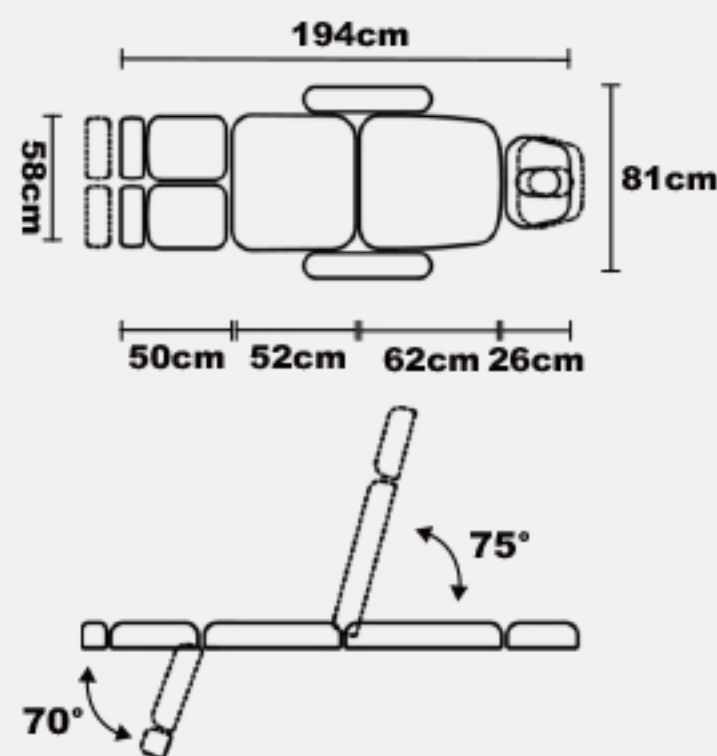
Foam Thickness: 3.3"/8.2cm

5 Year Guaranteed PU upholstery

Working Capacity: 440lbs/200kg

Accessories: Removable Side Armrest, Removable Pillow

Sonora- 220



Length: 76"/194cm; Width: 23"/58cm (32"/81cm including side armrest)

Electric height adjustment: 22"/56cm~35.5"/90cm

Electric adjustment of backrest Angle: 0°~75°

Pneumatic controlled legrest angle adjustment: 0°~70°

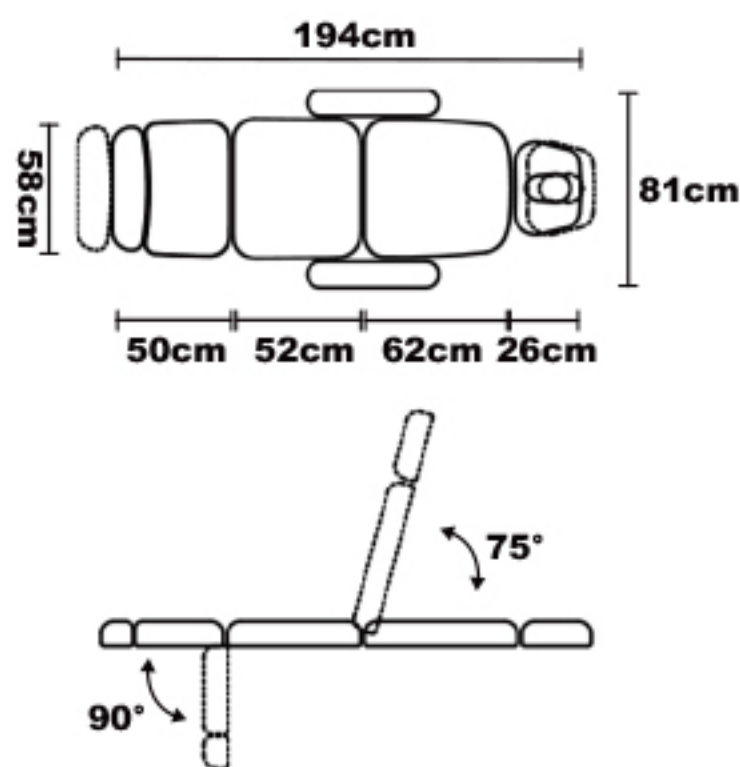
Foam Thickness: 3.3"/8.2cm

5 Year Guaranteed PU upholstery

Working Capacity: 440lbs/200kg

Accessories: Removable Side Armrest, Removable Pillow

Sonora- 230



Length: 76"/194cm~84.5"/214cm;
Width: 23"/58cm (32"/81cm including side armrest)

Electric height adjustment range: 24"/61cm~35.5"/90cm

Electric adjustment of backrest Angle: 0°~75°

Electric controlled legrest angle adjustment: 0°~90°

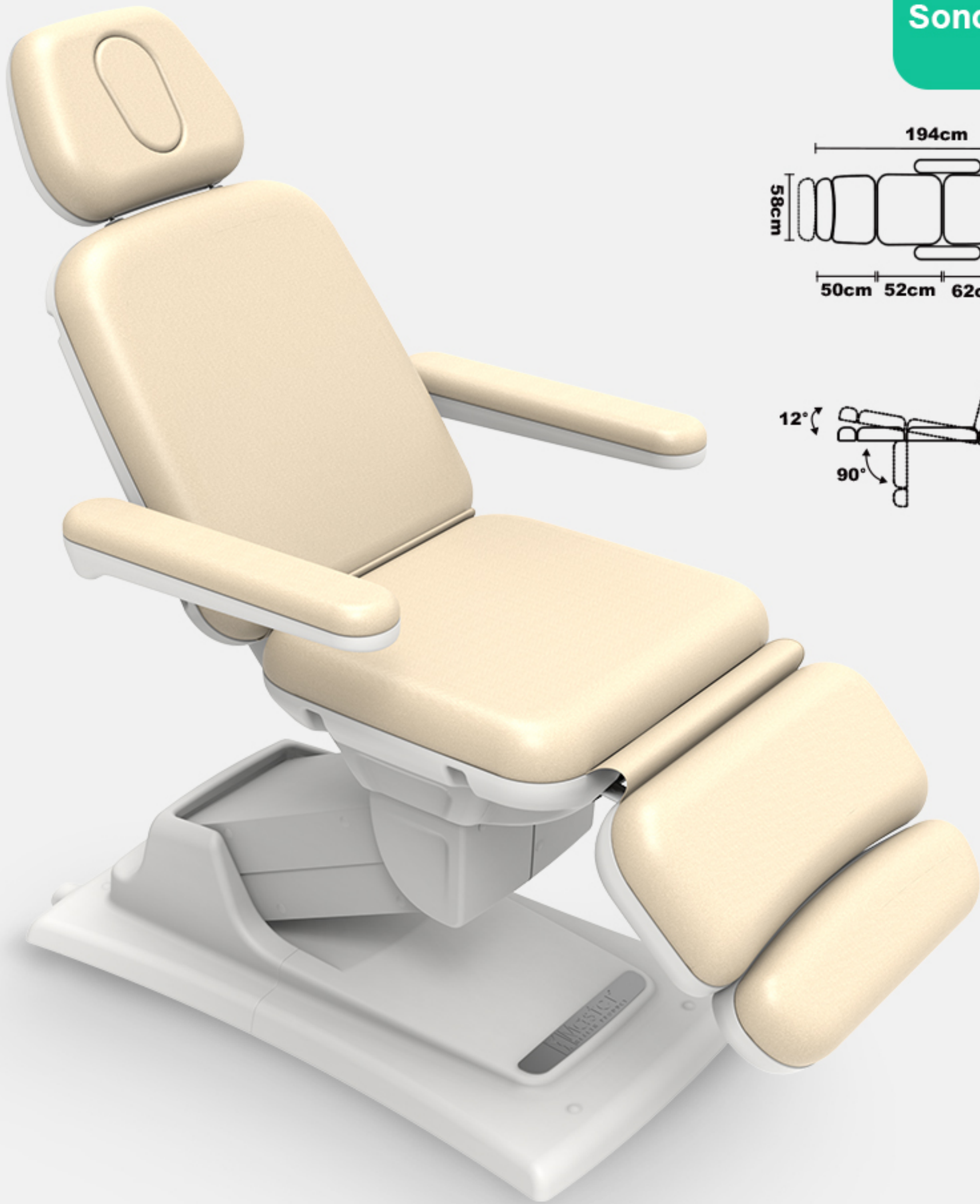
Foam Thickness: 3.3"/8.2cm

5 Year Guaranteed PU upholstery

Working Capacity: 440lbs/200kg

Accessories: Removable Side Armrest, Removable Pillow

Sonora- 240



Length: 76"/194cm~84.5"/214cm;
Width: 23"/58cm (32"/81cm including side armrest)

Electric height adjustment range: 22"/56cm~35.5"/90cm

Electric controlled table top inclination of 0 ° ~ 12 °

Electric controlled backrest angle adjustment 0°~75°

Electric controlled legrest angle adjustment 0°~90°

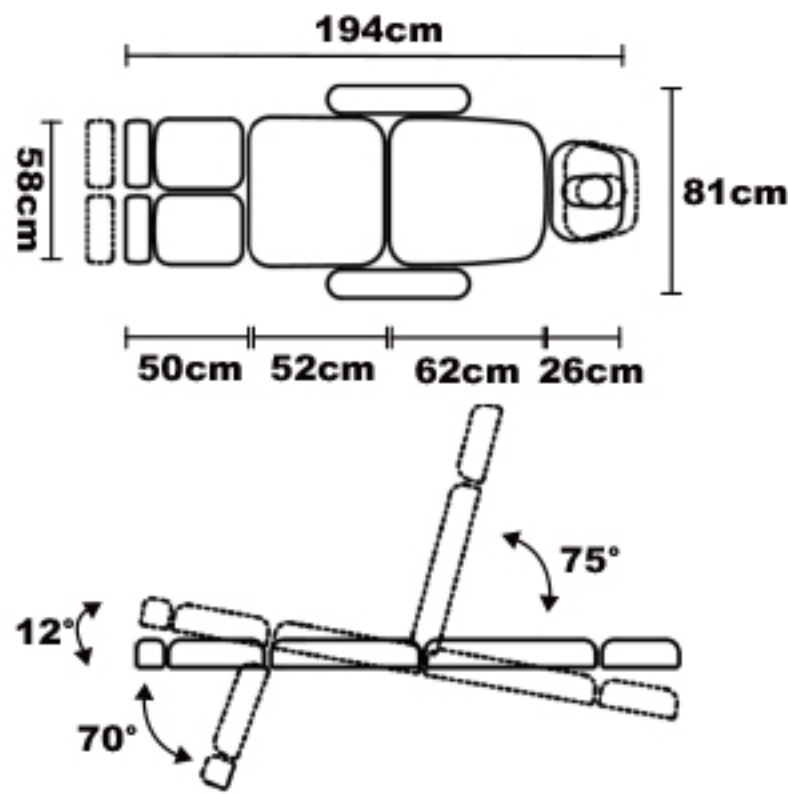
Foam Thickness: 3.3"/8.2cm

5 Year Guaranteed PU upholstery

Working Capacity: 440lbs/200kg

Accessories: Removable Side Armrest, Removable Pillow

Sonora- 260



Length: 76"/194cm~84.5"/214cm;
Width: 23"/58cm (32"/81cm including side armrest)

Electric height adjustment range: 22"/56cm~35.5"/90cm

Electric controlled table top inclination of 0 ° ~12 °

Electric controlled backrest angle adjustment 0°~75°

Pneumatic controlled legrest angle adjustment 0°~70°

Foam Thickness: 3.3"/8.2cm

5 Year Guaranteed PU upholstery

Working Capacity: 440lbs/200kg

Accessories: Removable Side Armrest, Removable Pillow